



Truth Courage
Community

TRINITY CATHOLIC COLLEGE

2014 Higher School Certificate Newsletter & NAPLAN Results

Congratulations to our Year 12 HSC students. They produced some outstanding results, which reflect the ongoing encouragement, support and commitment of parents, staff and students to achieve their personal best.


The list below is a summary of the students who achieved a mention in the Distinguished Achievers List




Stephanie GEORGES
ATAR: 98.30
BOSTES All Rounder list
Business Studies
Chemistry
English (Advanced)
Legal Studies
Mathematics
Studies of Religion 1




Gary CHEN
ATAR: 97.30
Chemistry
Mathematics Extension 2
Mathematics Extension 1




Priti KHATIWADA
ATAR: 97.30
BOSTES All Rounder list
Ancient History
Biology
English Advanced
Mathematics General 2
History Extension 1
Studies of Religion



Mark KIRPICHNIKOV
ATAR: 97.25
Biology
Mathematics
Physics



Stephen NGUYEN
ATAR: 97.05
Mathematics Extension 1
Mathematics Extension 2



Isabelle PESA
ATAR: 96.90
Ancient History
Biology
English (Advanced)
History Extension
Studies of Religion 1



Sally LUU
ATAR: 96.55
Biology
Chemistry
Mathematics
Mathematics Extension 1
Studies of Religion 1



Andrew NGUYEN
ATAR: 96.45
Chemistry
Mathematics
Mathematics Extension 1



Paul YANG
ATAR: 96.40
Mathematics Extension 1
(Highest HSC Mark)
Mathematics Extension 2
Physics



Benjamin CHU
ATAR: 96.00
Chemistry
Mathematics
Mathematics Extension 1
Studies of Religion 1



102 student mentions in the Board of Studies
Distinguished Achievers List
for a mark above 90% in a Subject.

30 students scored an ATAR above 90.

29 Courses above State Average.


This is 83% of our courses.

Danielle ABOUGHANEM

Studies of Religion 1



Andreas AHN
ATAR 90.45
Ancient History
Studies of Religion 1



Mark LEVENETS

ATAR 95.45
English (Advanced)
Legal Studies
History Extension
Studies of Religion
Ukrainian Continuers

Nandar LIN

Studies of Religion 1



Emma-Jane ALCHIKH
ATAR 91.20
English (Advanced)
History Extension
Studies of Religion 1



Genevieve LOI

ATAR 90.40
Mathematics

Vanessa CHEUNG

Ancient History
Senior Science
Studies of Religion 1



Renee DE LA MOTTE
ATAR 95.50
Ancient History
History Extension
Personal Development Health and Physical Education
Studies of Religion 1



Alexander MAGNUSSEN

ATAR 92.50
Personal Development Health and Physical Education

Peter DANG

Mathematics Extension 1



Josip MUJIC

ATAR 92.80
Biology
Food Technology
Mathematics General 2

Jason GIANG

Modern History

Nicole NAKHOUL

Ancient History
Studies of Religion



James KIM
ATAR 91.45
Mathematics Extension 1
Mathematics Extension 2

Jeannette NGUYEN

Mathematics



Gordon LAM
ATAR 94.50
Mathematics
Mathematics Extension 1
Studies of Religion 1




Khang NGUYEN

ATAR 94.10



Sarah Nguyen
 ATAR 91.20
 Business Studies
 Studies of Religion 1



Christine TRAN
 ATAR 90.90
 Studies of Religion 1

Aydin OZDEN
 Biology
 General Mathematics 2

Cindy TRAN
 Mathematics



Christine PHAM HO
 ATAR 94.05
 Mathematics Extension 1



Jenny TRAN
 ATAR 95.80
 English Extension 2
 Mathematics
 Studies of Religion 1

Andrew PHAM
 Mathematics Extension 1

Sabrina TRUONG
 Studies of Religion 1

Linh PHAM
 Ancient History



Thao-Vi VAN
 ATAR 94.25
 Mathematics



Phong PHAM
 ATAR 91.55
 Mathematics

Alvin WONG
 Mathematics




Kate SEYMOUR
 ATAR 93.10
 Ancient History
 Mathematics



Nelson Wong
 ATAR 93.35
 Mathematics
 Mathematics Extension 1



Roshni SINGH
 ATAR 92.60
 Legal Studies
 Studies of Religion 1



Christine YANG
 ATAR 95.90
 Ancient History
 English (Advanced)
 History Extension
 Mathematics

Michael THIEN
 Mathematics

Jonathan YASAMARN
 Visual Arts
 (Also nominated for ARTEXPRESS 2015)

Course Performance

Of the 35 courses offered at HSC level, (83%) achieved an average school examination mark above the State Average Examination mark

Course	Marks above State mean Expressed as a %
Ancient History	6.67
Biology	7.19
Business Services	-0.37
Business Studies	6.55
Chemistry	6.54
Community and Family Studies	1.69
Drama	1.59
Economics	1.42
English (Standard)	5.11
English (Advanced)	1.23
English Extension 1	-1.71
English Extension 2	1.36
Food Technology	-3.39
General Mathematics	5.86
Geography	0.78
History Extension	3.75
Hospitality	0.13
Industrial Technology	-3.73
Information and Digital Technology	6.48
Information Processes and Technology	-1.3
Legal Studies	3.88
Mathematics	5.62
Mathematics Extension 1	4.19
Mathematics Extension 2	6.95
Metal and Engineering	13.3
Modern History	4.79
Music	2.66
Personal Development, Health and Physical Education	0.45
Physics	7.68
Retail Services	6.72
Senior Science	4.22
Society and Culture	-3.05
Studies of Religion 1 Unit	2.32
Studies of Religion 2 Unit	5.69
Visual Arts	3.94

NAPLAN results 2014		% of students in the top 2 bands		% of students in the bottom 2 bands	
Year 7		School	All Schools	School	All Schools
	Reading	11%	31%	24%	16%
	Writing	21%	19%	25%	32%
	Spelling	34%	38%	18%	17%
	Grammar & Punctuation	21%	34%	28%	22%
	Numeracy	22%	31%	21%	18%

NAPLAN results 2014		% of students in the top 2 bands		% of students in the bottom 2 bands	
Year 9		School	All Schools	School	All Schools
	Reading	20%	27%	19%	23%
	Writing	15%	16%	26%	40%
	Spelling	31%	27%	8%	19%
	Grammar & Punctuation	20%	24%	23%	30%
	Numeracy	24%	29%	17%	20%

In the top two bands Trinity Catholic College is above the National average in Spelling. In the bottom two bands Trinity was below the National average in all areas. This continues to show the value we add to the students throughout Years 7, 8 and 9.