


## 2013 Higher School Certificate Newsletter & NAPLAN Results

Congratulations to our Year 12 HSC students. They produced some outstanding results, which reflect the ongoing encouragement, support and commitment of parents, staff and students to achieve their personal best.



**Eric CAO**  
ATAR: 98.35  
Chemistry  
Mathematics Extension 1  
Mathematics Extension 2



**Katrina LY**  
ATAR: 96.85  
Chemistry  
Mathematics Extension 1



**Ann PHAM**  
ATAR: 96.70  
Biology  
Hospitality  
Mathematics  
Mathematics Extension 1  
Studies of Religion 1



**Caroline TRAN**  
ATAR: 96.60  
English (Advanced)  
History Extension  
Mathematics  
Modern History  
Studies of Religion 1



**Vy HOANG**  
ATAR: 96.40  
Biology  
History Extension  
Mathematics  
Mathematics Extension 1  
Modern History  
Studies of Religion 1



**Andy SUN**  
ATAR: 96.20  
Mathematics Extension 1  
Mathematics Extension 2



**Alice CHOW**  
ATAR: 96.15  
Biology  
Mathematics Extension 1  
Studies of Religion 1



**Sarah HAN**  
ATAR: 96.15  
Chemistry  
Mathematics Extension 1



**Majid MATTA**  
ATAR: 96.10  
Ancient History  
History Extension  
Modern History  
Studies of Religion 1



**Kenneth CHEW**  
ATAR: 96.00  
Ancient History  
Biology  
Chemistry  
History Extension

110 student mentions in the Board of Studies  
Distinguished Achievers List  
for a mark above 90% in a Subject.

35 students scored an ATAR above 90.

32 Courses above State Average.

This is 97% of our courses.

110 Band 6 or E4 Results.

# The list below is a summary of the students who achieved a mention in the Distinguished Achievers List

Naomie ABDUL  
English Extension 2  
Natalie BORGHI  
Hospitality




Shirley BOUDAHER  
ATAR 92.20  
Drama  
Modern History



Hannah BURNS  
ATAR 90.30  
Community and Family Studies  
Legal Studies  
Studies of Religion 1

Charles CASES  
Senior Science  
Anthony CHALOUHI  
Mathematics  
Ilker COKCETIN  
Mathematics  
Giulia CUSMANO  
Italian Continuers  
Amanda DAHER  
Studies of Religion 1



Chelsea DE OCAMPO  
ATAR 93.65  
Community and Family Studies  
Mathematics  
Studies of Religion 1

Tracey DUONG  
Studies of Religion 1  
Marie FADDOUL  
Senior Science  
Davie FENG  
Personal Development Health and Physical Education  
Jacob FRANCIS  
General Mathematics  
Senior Science



Leon HUYNH  
ATAR 93.90  
English (Advanced)  
History Extension




Annetta KASSIS  
ATAR 91.15  
Music

Nathan KHAMDARA  
History Extension



Alexandra KOVACS  
ATAR 90.40  
Drama  
Studies of Religion 1



Anthony KUMAR  
ATAR 90.10  
Ancient History  
History Extension  
Studies of Religion 1



Jason LAM  
ATAR 93.65

Lusia LANGI  
Music  
Nadia LEVENETS  
Community and Family Studies



Kendrick LUONG  
ATAR 92.20



Ayush MALIK  
ATAR 90.70  
Mathematics



Elyssa MANAMPAN  
ATAR 91.20  
Personal Development Health and  
Physical Education

Sven MILOS  
Industrial Technology



John-Chris MOUSSA  
ATAR 92.22  
Biology  
Mathematics



**Patrick NAHAS**  
**ATAR 93.15**  
 Business Studies  
 General Mathematics  
 Senior Science



**Alvin NGO**  
**ATAR 95.80**  
 English (Advanced)  
 History Extension  
 Modern History



**Angel NGO**  
**ATAR 94.40**  
 Hospitality  
 Mathematics  
 Mathematics Extension 1  
 Studies of Religion 1

**Hoai Nam NGUYEN**  
 Senior Science



**Linda NGUYEN**  
**ATAR 91.85**  
 Studies of Religion 1



**Olivia NGUYEN**  
**ATAR 90.20**  
 Hospitality



**Peter NGUYEN**  
**ATAR 95.50**  
 Mathematics Extension 1



**Tom OO**  
**ATAR 90.55**  
 History Extension



**Matthew PERRY**  
**ATAR 93.90**  
 Mathematics  
 Personal Development Health and  
 Physical Education

**Jessica SAINSBURY**  
 Senior Science  
 Studies of Religion 1  
**Malita SEGECIC**  
 Hospitality  
**Nicole SEVERIN**  
 History Extension



**Nick TANGSON**  
**ATAR 93.50**  
 Business Studies



**Mariam TANNOUS**  
**ATAR 92.45**  
 English (Advanced)  
 Modern History  
 Studies of Religion 1



**Jacky TO**  
**ATAR 94.40**  
 Mathematics  
 Mathematics Extension 1



**Caroline Le TRAN**  
**ATAR 95.50**  
 Ancient History  
 English (Advanced)  
 English Extension 1  
 English Extension 2  
 Studies of Religion 1



**David TRAN**  
**ATAR 92.75**  
 Chemistry  
 Mathematics  
 Mathematics Extension 1

**Eunice UYKIMPANG**  
 Business Studies  
 Community and Family Studies  
 Legal Studies

**Throughout the year there were a number of notable achievements. These included:**

**Hillary Oeij was awarded the major prize for the 2013 NSW Year 12 Industrial Technology Competition.**

**Alexandra Kovacs was selected for OnSTAGE.**

**Anthony Do, Chloe Eastman, Anthony Elters, James Hannaford and Chantelle Kerio were nominated for OnSTAGE.**

# Course Performance

**Of the 33 courses offered at HSC level, (97%) achieved an average school examination mark above the State Average Examination mark**

Course	Marks above State mean Expressed as a %
Ancient History	6.78
Biology	6.32
Business Services	8.00
Business Studies	8.35
Chemistry	8.92
Community and Family Studies	0.38
Design and Technology	2.66
Drama	4.44
Economics	4.50
English (Standard)	5.37
English (Advanced)	2.17
English Extension 1	0.95
English Extension 2	3.88
Food Technology	4.94
General Mathematics	-0.23
History Extension	7.14
Hospitality	9.86
Industrial Technology	2.26
Information Processes and Technology	1.57
Legal Studies	4.67
Mathematics	3.98
Mathematics Extension 1	2.71
Mathematics Extension 2	1.84
Metal and Engineering	7.13
Modern History	6.38
Music	4.08
Personal Development, Health and Physical Education	2.16
Physics	5.49
Retail	3.45
Senior Science	5.04
Studies of Religion 1 Unit	3.14
Studies of Religion 2 Unit	3.28
Visual Arts	5.07

NAPLAN results 2013		% of students in the top 2 bands		% of students in the bottom 2 bands	
Year 7		School	All Schools	School	All Schools
	Reading	19%	32%	15%	19%
	Writing	28%	21%	10%	30%
	Spelling	49%	38%	9%	14%
	Grammar & Punctuation	33%	35%	16%	24%
	Numeracy	33%	31%	17%	19%

These are good results. The top two bands are above average for Writing, Spelling and Numeracy. Our bottom two bands are always equal to or less than the National average, which is a good result. This shows the good teaching and learning occurring at the Primary schools in Years 5 and 6 and at our school in Year 7.

NAPLAN results 2013		% of students in the top 2 bands		% of students in the bottom 2 bands	
Year 9		School	All Schools	School	All Schools
	Reading	19%	25%	16%	22%
	Writing	28%	19%	20%	37%
	Spelling	40%	25%	9%	17%
	Grammar & Punctuation	31%	23%	19%	26%
	Numeracy	34%	30%	21%	25%

These are very good results. In the top two bands Trinity Catholic College is above the National average in Writing, Spelling, Grammar & Punctuation and Numeracy. In the bottom two bands Trinity was below the National average in all areas. This continues to show the value we add to the students throughout Years 7, 8 and 9.